

This article was downloaded by:

On: 27 January 2011

Access details: Access Details: Free Access

Publisher Taylor & Francis

Informa Ltd Registered in England and Wales Registered Number: 1072954 Registered office: Mortimer House, 37-41 Mortimer Street, London W1T 3JH, UK



Phosphorus, Sulfur, and Silicon and the Related Elements

Publication details, including instructions for authors and subscription information:

<http://www.informaworld.com/smpp/title~content=t713618290>

Reaction of (*E*)-3-(Benzo[d][1,3]dioxol-5-yl)-2- Cyanoacryloyl Chloride with Nucleophilic Reagents Containing Nitrogen and Sulfur

S. A. Shiba^a; A. K. El-Ziaty^a; N. K. El-Aasar^a; H. A. Al-Saman^a

^a Chemistry Department, Faculty of Science, Ain Shams University, Cairo, Egypt

Online publication date: 02 August 2010

To cite this Article Shiba, S. A. , El-Ziaty, A. K. , El-Aasar, N. K. and Al-Saman, H. A.(2010) 'Reaction of (*E*)-3-(Benzo[d][1,3]dioxol-5-yl)-2- Cyanoacryloyl Chloride with Nucleophilic Reagents Containing Nitrogen and Sulfur', *Phosphorus, Sulfur, and Silicon and the Related Elements*, 185: 8, 1645 — 1657

To link to this Article: DOI: 10.1080/10426500903176547

URL: <http://dx.doi.org/10.1080/10426500903176547>

PLEASE SCROLL DOWN FOR ARTICLE

Full terms and conditions of use: <http://www.informaworld.com/terms-and-conditions-of-access.pdf>

This article may be used for research, teaching and private study purposes. Any substantial or systematic reproduction, re-distribution, re-selling, loan or sub-licensing, systematic supply or distribution in any form to anyone is expressly forbidden.

The publisher does not give any warranty express or implied or make any representation that the contents will be complete or accurate or up to date. The accuracy of any instructions, formulae and drug doses should be independently verified with primary sources. The publisher shall not be liable for any loss, actions, claims, proceedings, demand or costs or damages whatsoever or howsoever caused arising directly or indirectly in connection with or arising out of the use of this material.

REACTION OF (*E*)-3-(BENZO[d][1,3]DIOXOL-5-YL)-2-CYANOACRYLOYL CHLORIDE WITH NUCLEOPHILIC REAGENTS CONTAINING NITROGEN AND SULFUR

S. A. Shiba, A. K. El-Ziaty, N. K. El-Aasar, and H. A. Al-Saman
Chemistry Department, Faculty of Science, Ain Shams University, Cairo, Egypt

(E)-3-(Benzo[d][1,3]dioxol-5-yl)-2-cyanoacryloyl chloride was reacted with nucleophilic reagents containing nitrogen and sulfur to give new acryloyl amides, imides, thioesters, and heterocyclic systems. Some of these products showed moderate activities against antibacterial and antifungal agents.

Supplemental materials are available for this article. Go to the publisher's online edition of Phosphorus, Sulfur, and Silicon and the Related Elements to view the free supplemental file.

Keywords Benzimidazoles; benzothiazepines; 2-cyanoacryloyl chloride; pyrimidinethiones

INTRODUCTION

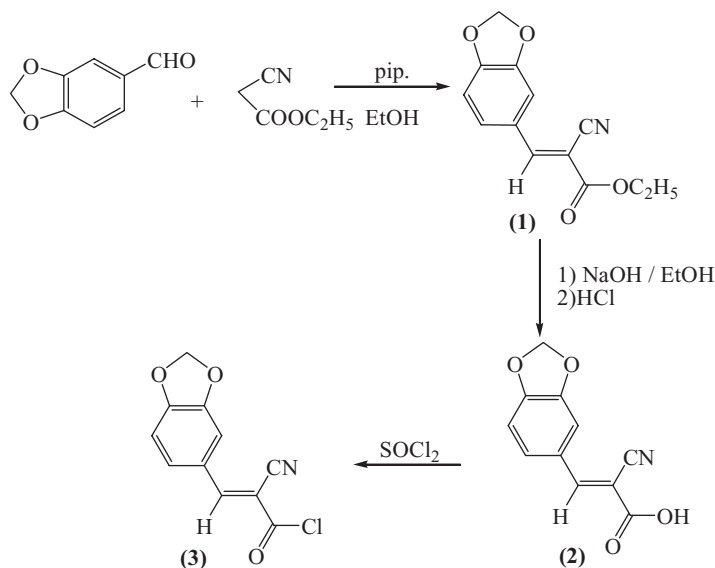
The recent widespread uses of 2-acryloyl chloride derivatives in the synthesis of highly important products, such as precursors of herbicides,^{1,2} antifungal,³ and pharmaceutical intermediates⁴ make them worthy to be studied and encouraged us to use new derivatives of these categories in the synthesis of new analogous of 2-acryloyl amides⁵ and esters,^{6–9} besides many interesting biologically and pharmacologically active heterocyclic systems, such as benzimidazoles,^{10,11} benzthiazoles,¹² benzothiazepines,^{13,14} and pyrimidinethiones.¹⁵

RESULTS AND DISCUSSION

In continuation of our previous studies,^{16–20} we report in this article the reactions of (*E*)-3-(benzo[d][1,3]dioxol-5-yl)-2-cyanoacryloyl chloride¹⁶ (**3**; prepared as mentioned in Scheme 1) with some nucleophilic reagents containing sulfur and nitrogen. The present investigation was planned to study the effect of the 2-cyano group on the reactivity and stability of C₂—C₃ double bond towards different strong to weak nucleophiles, besides

Received 10 May 2009; accepted 10 July 2009.

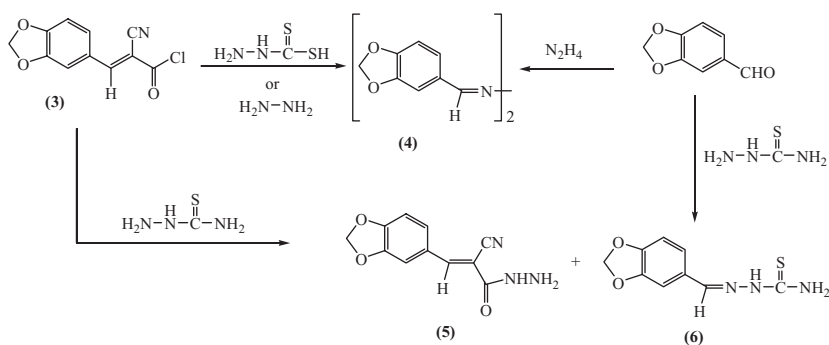
Address correspondence to S. A. Shiba, Chemistry Department, Faculty of Science, Ain Shams University, Cairo, Egypt. E-mail: sayedahmedshiba@yahoo.com



Scheme 1

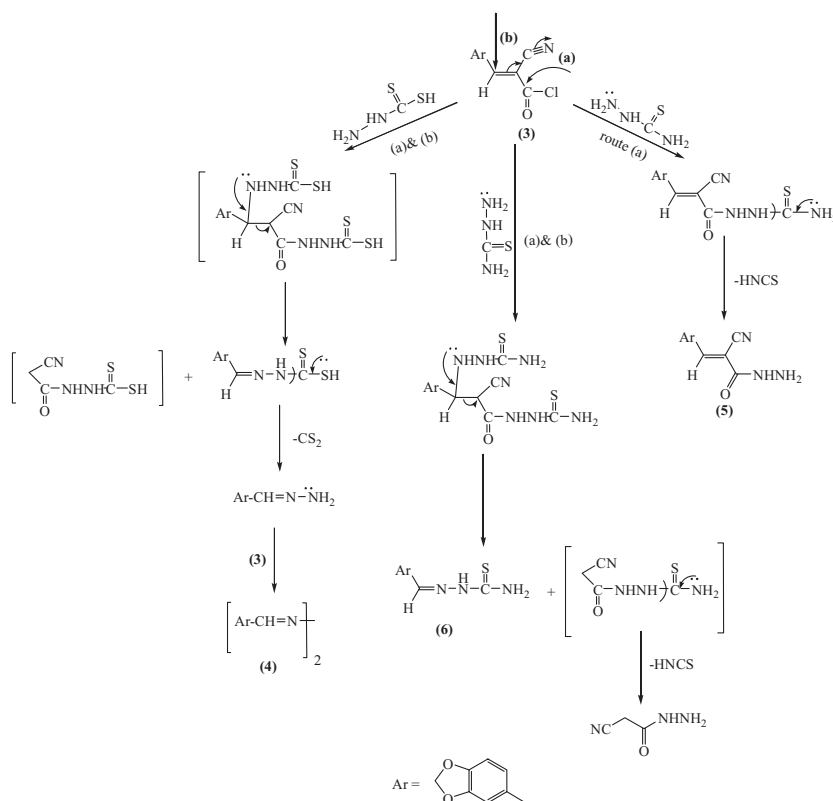
its enhancement of nucleophilic addition at C₂–C₃ double bond to give new heterocyclic derivatives.

Treatment of **3** with hydrazine hydrate¹⁶ and/or hydrazinecarbodithioc acid yielded the aldazine²¹ (**4**) as sole product, while with thiosemicarbazide (**3**) gave a mixture of 2-propenoyl hydrazide derivative (**5**) and piperonal thiosemicarbazone^{22,23} (**6**) (Scheme 2).



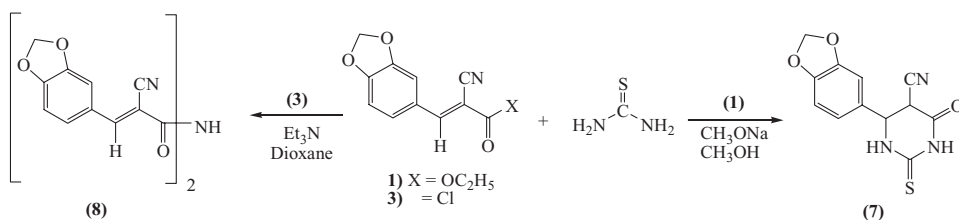
Scheme 2

Formation of these products can be explained according to the following pathway:



The structures of aldazine²¹ (**4**) and carbazone^{22,23} (**6**) were established by comparison with authentic samples prepared by condensation of piperonal with hydrazine hydrate and/or thiosemicarbazide, in addition to spectral data.

Li et al.^{24,25} condensed the ester¹⁶ (**1**) with thiourea in the presence of sodium methoxide or K₂CO₃ to give 4-oxo-2-thioxohexahydropyrimidine derivative (**7**) (in *cis*/*trans* forms) in excellent yield (Scheme 3). In condensation of the acid chloride (**3**) with thiourea in the presence of Et₃N as a base, only the imide (**8**) was isolated in pure form (Scheme 3).



Scheme 3

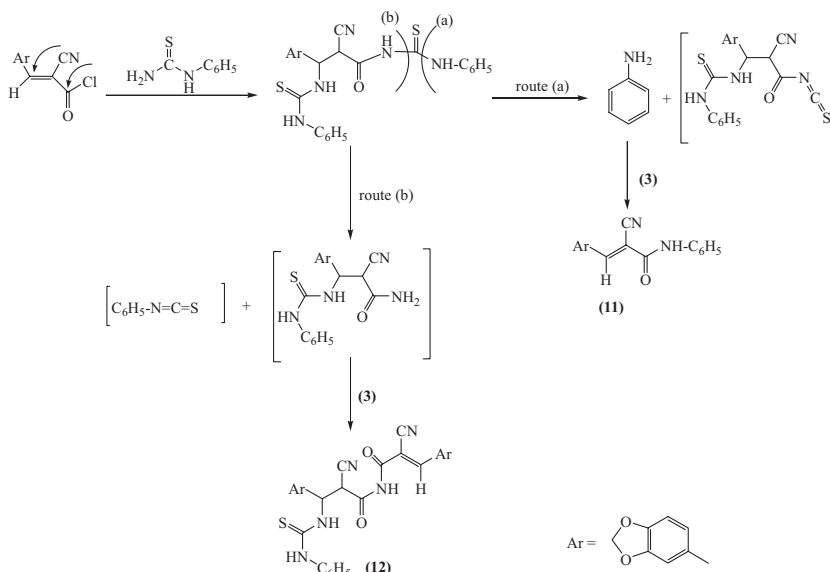
Condensation of ester (**1**) with N-methyl thiourea in sodium methoxide afforded a mixture of 4-oxo-2-thioxopyrimidine derivative²⁵ (**9**) (*cis*/*trans* form 50:50) and the transesterification²⁶ product (*E*)-methyl 3-(benzo[d][1,3]dioxol-5-yl)-2-cyanoacrylate (**10**)

(Scheme 4). On the other hand, treatment of acid chloride (**3**) with N-methyl thiourea gave only the pyrimidinethione (**9**) (Scheme 4).

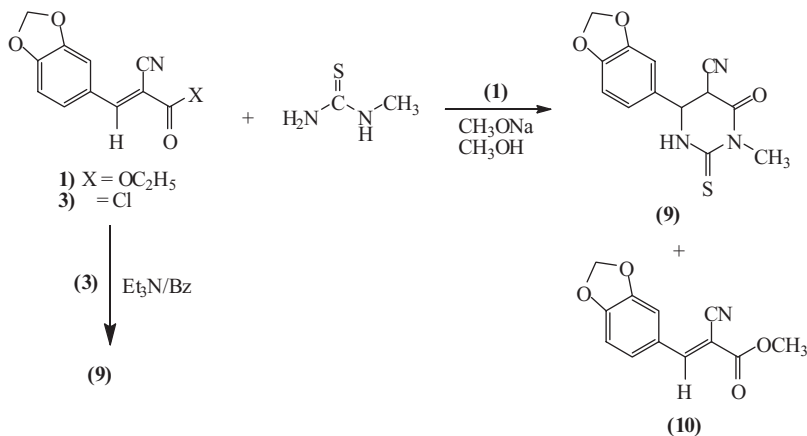
Condensation of (**3**) with phenyl thiourea in the presence of Et₃N yielded a mixture of amide (**11**) and imide (**12**) (Scheme 5).

The structure of amide (**11**) was established chemically by condensation of (**3**) with aniline under the same condition (Scheme 5). Also, this compound was prepared by condensation of piperonal with N-phenyl cyanoacetamide in the presence of a base²⁷ (Scheme 5).

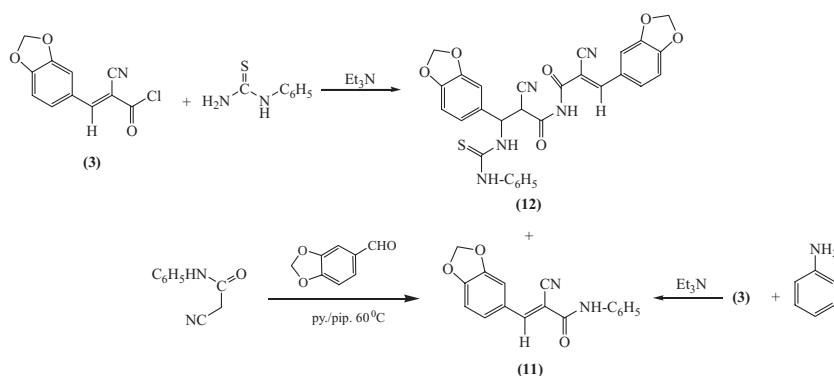
Formation of **11** and **12** can be explained according to the following pathway:



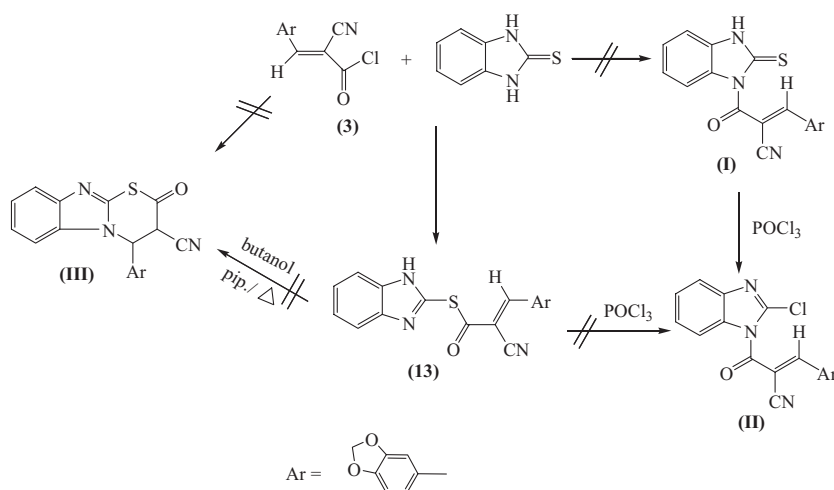
Condensation of **3** with benzimidazolethione in boiling dioxane and/or heating without solvent at 140°C afforded the thioester (**13**) (Scheme 6). Formation of S-acyl (**13**) rather than N-acyl derivative (**1**) was established chemically by heating of **13** with POCl₃ to give



Scheme 4



Scheme 5

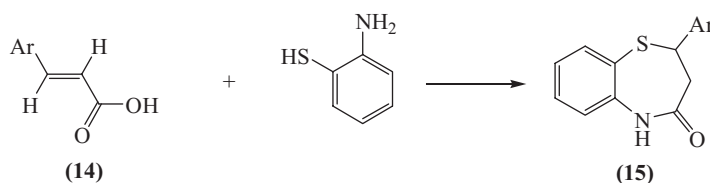


Scheme 6

unchanged product instead of the expected 2-chloro-benzimidazole derivative (II) (Scheme 6). Also, in contrast to Britsun et al.,^{28–30} this reaction gave only the open product **13** rather than the cyclic product (III). Refluxing of **13** in butanol in the presence of piperidine and/or pyridine failed to give the cyclic system (III) (Scheme 6).

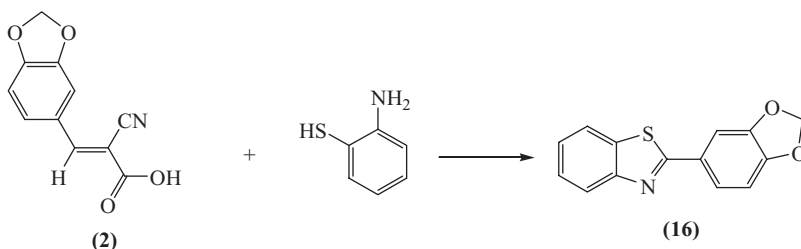
This supports our previous studies¹⁷ about the highest reactivity of S versus N.

Reaction of cinnamic acid derivatives (**14**) with 2-amino thiophenol in the presence of a base^{31–37} afforded the 1,5-benzothiazepine-4-ones (**15**) (Scheme 7).



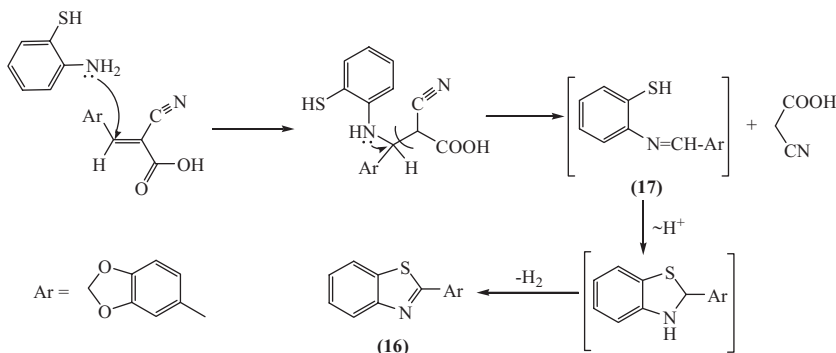
Scheme 7

When we repeat this reaction with our starting material 2-cyanopropenoic acid derivative (**2**) in different conditions, we get 2-(benzo[d][1,3]dioxol-5-yl)benzo[d]thiazole¹² (**16**) as the sole product (Scheme 8).



Scheme 8

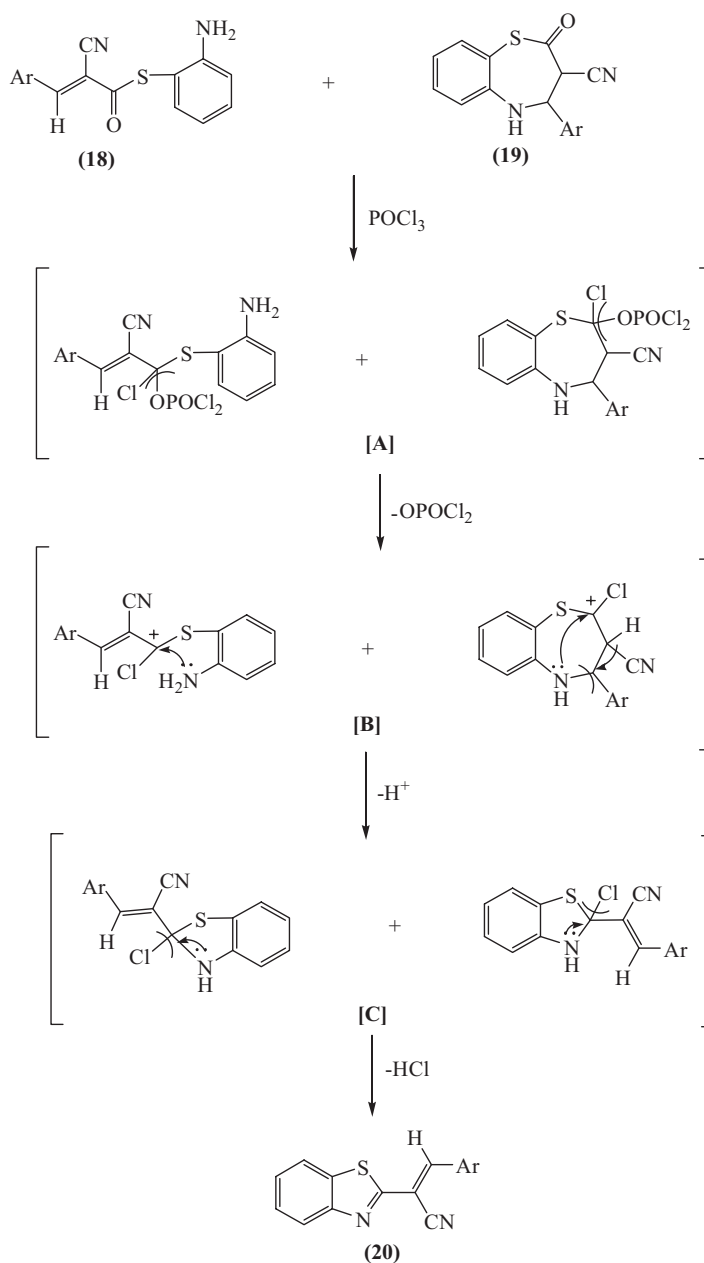
Formation of (**16**) established the idea about the effect of a cyano group on the reactivity of α,β -unsaturated double bond towards nucleophilic reagents, which facilitates the C—C bond cleavage with formation of the imine (**17**), which then undergoes ring closure with subsequent oxidation under reaction conditions to give **16** as shown on the following pathway:



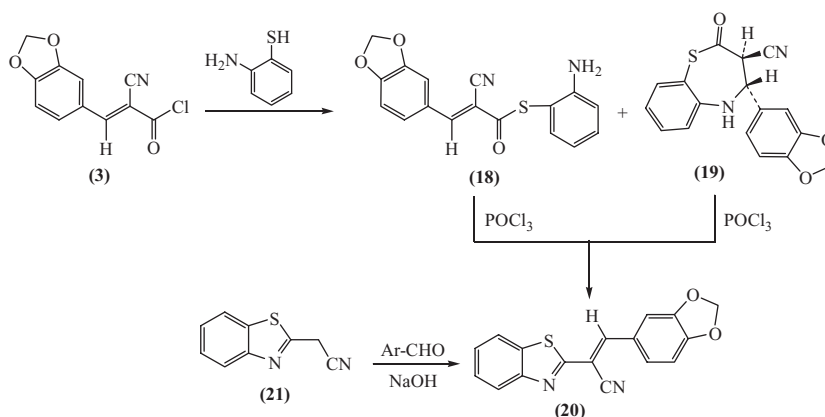
When we carried the condensation reaction of 2-propenoyl chloride (**3**) with 2-amino thiophenol in the presence of Et_3N at room temperature, a mixture of thiopropenoate derivative (**18**) and 1,5-benzothiazepin derivative (**19**) was obtained (Scheme 9). Compound **19** was identified in a mixture of **18** and **19** by ^1H NMR. Treatment of both pure **18** and **18** + **19** mixture with POCl_3 afforded the same benzothiazole derivative (**20**) as a sole product (Scheme 9).

The structure of benzothiazole (**20**) was established chemically by condensation of 2-cyanomethylbenzthiazole (**21**) with piperonal in the presence of NaOH as a base.³⁸

Formation of benzthiazole (**20**) can be achieved according to the following pathway:



The POCl_3 attacks the carbonyl carbon atom to give the intermediate³⁹ [A], which lost OPOCl_2 to give the carbocation [B]. [Conformational analysis⁴⁰ for the most stable conformer [B], (Figure S1, Supplemental Materials, available online) shows that the nitrogen atom at position 5- is very near to the carbon 2- (3.22 \AA)]. Nucleophilic attack of the N atom into the carbocation with ring contraction gave the intermediate [C], which lost HCl to give benzthiazole (20).



Scheme 9

Measurement of Antimicrobial and Antifungal Activities Using Diffusion Disc Method

Antimicrobial activity was measured in the Microanalytical Center, Cairo University, Giza, Egypt.

Method

A filter paper sterilized disc saturated with measured quantity of the sample with concentration of 20 mg/mL was placed on a plate containing solid bacterial medium (nutrient agar broth) or fungal medium (Dox's medium), which was heavily seeded with the spore suspension of the tested organism. After inoculation, the diameter of the clear zone of inhibition surrounding the sample was taken as a measure of the inhibitory power of the sample against the particular test organism.^{41–44} The experimental details and results are summarized in the Supplemental Materials (Table S1).

EXPERIMENTAL

Melting points reported are uncorrected. IR spectra were recorded on Pye Unicam SP 1200 spectrophotometer using the KBr wafer technique. ¹H NMR spectra were determined on a Varian FT-200 and a Bruker AC-300 MHz using TMS as internal standard. All chemical shifts (δ) are expressed in ppm. All the NH or OH protons disappeared upon addition of D₂O. The mass spectra were determined using an MP model MS-5988 and a Shimadzu single focusing mass spectrophotometer (70 eV). Elemental analyses were investigated by an Elementar analyzer Vario EL III.

(*E*)-3-(Benzo[d][1,3]dioxol-5-yl)-2-cyanoacryloyl chloride (3)

A mixture of (*E*)-3-(benzo[d][1,3]dioxol-5-yl)-2-cyanoacrylic acid (10 g) and thionyl chloride (15 mL) was heated on a water bath for 3 h. The excess SOCl₂ was distilled under reduced pressure, and the solid separated was collected, triturated with petroleum ether 40–60°C, dried, and crystallized to give **3**.

(2E,N'E)-3-(Benzo[d][1,3]dioxol-5-yl)-N'-(benzo[d][1,3]dioxol-5-ylmethylene)-2-cyanoacrylohydrazide (4)

To a solution of **3** (1.18 g, 0.005 mol) in dioxane (20 mL) in the presence of triethylamine (0.505 g, 0.005 mol), hydrazinecarbodithioc acid (0.45 g, 0.005 mol) was added. The reaction mixture was refluxed for 1 h. The solid formed (Et₃NHCl) was filtered, and the filtrate was concentrated. The remaining semisolid was crystallized from petroleum-ether (80–100°C) to give **4** as yellow crystals; mp: 179–180°C, yield 79%. IR (ν): absence of NH, CN, CO. ¹H NMR(DMSO-d₆) δ 6.09 (s, 4H, 2 \times O–CH₂–O), 7.38 (s, 2H), 7.00 (d, J = 7.8, 2H), 7.33 (d, J = 8.1, 2H), 8.56 (s, 2H, 2 \times = CH). MS: 296 ([M]⁺, 100), 269 (78), 175 (53), 174 (10), 152 (25), 148 (33). Anal. Calcd. for C₁₆H₁₂N₂O₄ (296.28): C, 64.86; H, 4.08; N, 9.45. Found: C, 65.01; H, 4.23; N, 9.67.

**(E)-3-(Benzo[d][1,3]dioxol-5-yl)-2-cyanoacrylohydrazide (5)
and 1-(Benzo[d][1,3] dioxol-5-ylmethylene)thiosemicarbazide (6)**

To a solution of **3** (1.18 g, 0.005 mol) in dioxane (20 mL) in the presence of triethylamine (0.505 g, 0.005 mol), thiosemicarbazide (0.45 g, 0.005 mol) was added. The reaction mixture was refluxed for 1 h. The solid formed was filtered, and the filtrate was concentrated. The remaining semisolid was triturated with boiling petroleum-ether (60–80°C) to give **6** as yellow crystals, and the insoluble solid was crystallized from toluene to give **5** as yellow crystals.

5: Mp: 181–182°C, yield 56%. IR (ν): 3420 (NH, NH₂), 2212 (CN), 1623 (C=O) cm⁻¹. ¹H NMR(DMSO-d₆) δ 6.05 (s, 2H, O–CH₂–O), 6.89 (d, CH J = 6.9, 1H), 6.92 (d, CH J = 8.9, 1H), 7.62 (s, 1H, CH), 7.95 (s, 1H, CH), 7.99 (s, 1H, NH), 8.07 (s, 1H, NH), 11.28 (s, 1H, NH). MS: 231 ([M]⁺, 72), 230 (34), 219 (14), 190 (19), 175 (21), 174 (49), 165 (20), 164 (17), 147 (30), 86 (100). Anal. Calcd. for C₁₁H₉N₃O₃ (231.202): C, 57.14; H, 3.92; N, 18.17. Found: C, 57.34; H, 3.72; N, 18.26.

Compound **6** was established by authentic sample^{22,23} prepared by condensation of piperonal with thiosemicarbazide.

(2E)-3-(1,3-Benzodioxol-5-yl)-N-[(2E)-3-(1,3-benzodioxol-5-yl)-2-cyanoprop-2-eno-yl]-2-cyanoacrylamide (8)

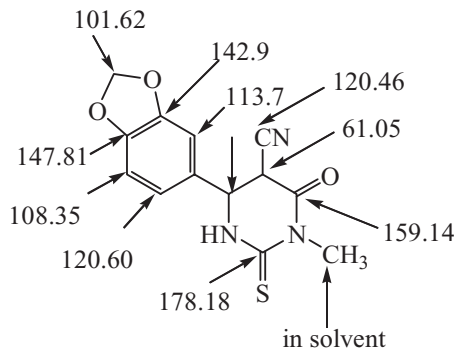
To a solution of **3** (1.18 g, 0.005 mol) in dioxane (20 mL) in the presence of triethylamine (0.505 g, 0.005 mol), thiourea (0.38 g, 0.005 mol) was added. The reaction mixture was refluxed for 3 h. The solid formed was filtered, and the filtrate was concentrated. The remaining semisolid was crystallized from petroleum-ether (80–100°C) to give **8** as yellow crystals; mp: 159–160°C, yield 45%. IR (ν): br. 3425 (NH), 2213 (CN), 1736 (C=O) cm⁻¹. ¹H NMR(DMSO-d₆) δ 6.13 (s, 4H, 2 \times O–CH₂–O), 7.08 (d, J = 7.8, 2H), 7.53 (d, J = 6.9, 2H), 7.62 (s, 2H), 8.14 (s, 2H, = CH), 8.53 (br.s, 1H, NH). MS: 415 [M]⁺, 217 (100), 172 (32), 142 (10), 114 (27). Anal. Calcd. for C₂₂H₁₃N₃O₆ (415.34): C, 63.62; H, 3.15; N, 10.12. Found: C, 63.42; H, 3.24; N, 10.03.

6-(Benzo[d][1,3]dioxol-5-yl)-1-methyl-4-oxo-2-thioxo-hexahydropyrimidine-5-carbonitrile (9)

To a solution of **3** (1.18 g, 0.005 mol) in dry benzene (50 mL) in the presence of triethylamine (0.505 g, 0.005 mol), N-methyl thiourea (0.45 g, 0.005 mol) was added, and the reaction mixture was refluxed for 40 min. The solid formed was collected, washed with water

(80 mL), dried, and crystallized from toluene to give **9** as yellow crystals; mp: 239–240°C, yield 74%. IR (ν): 3384 (NH), 2208 (CN), 1682 (C=O) cm^{-1} . ^1H NMR(DMSO- d_6) δ cis/trans 3.47 (s, 3H, N-CH₃), 3.56 (s, 3H, N-CH₃), 5.07–5.13 (d,d, 2H), 6.07 & 6.16 (s, 2H), 7.24 & 7.22 (s, 1H), 6.89–7.13 (m, 2H), 10.35 (s, 1H, NH). MS: 289 (M^+ , 67), 288 ($[\text{M}-1]^+$, 100), 287 ($[\text{M}-2]^+$, 5), 260 (10), 232 (4), 215 (12), 200 (47), 174 (4), 145 (5). Anal. Calcd. for $\text{C}_{13}\text{H}_{11}\text{N}_3\text{O}_3\text{S}$ (289.306): C, 53.47; H, 3.83; N, 14.52. Found: C, 53.57; H, 3.73; N, 14.61.

^{13}C NMR (DMSO- d_6):



(*E*)-Methyl 3-(benzo[d][1,3]dioxol-5-yl)-2-cyanoacrylate (**10**)

To a solution of (*E*)-3-(benzo[d][1,3]dioxol-5-yl)-2-cyanoacrylate (**1**) (1.22 g, 0.005 mol) in methanol (20 mL) and sodium methoxide in methanol (0.54 mL, 0.01 mol), *N*-methyl thiourea (0.45 g, 0.005 mol) was added. The mixture was stirred at room temperature for 1 h. The solid formed was filtered, and the filtrate was acidified by 5% acetic acid. Then the solid formed was collected, washed with water (50 mL), dried, and crystallized from toluene to give **9** as yellow crystals, and then from ethanol to give **10** as yellow crystals; mp: 119–120°C. IR (ν): 2218 (CN), 1726 (C=O) cm^{-1} . ^1H NMR(DMSO- d_6) δ 3.84 (s, 3H, OCH₃), 6.18 (s, 2H, O-CH₂-O), 7.68 (s, 1H, Ar-H), 7.15 (d, 1H, $J = 6.3$, Ar-H), 7.64 (d, 1H, $J = 4.8$, Ar-H), 8.28 (s, 1H, =CH). MS: 232 ($[\text{M}+2]^+$, 14), 231 ($[\text{M}]^+$, 100), 230 ($[\text{M}-1]^+$, 42), 200 (27), 199 (12), 171 (247), 170 (62), 142 (27), 114 (60).

(*E*)-3-(Benzo[d][1,3]dioxol-5-yl)-2-cyano-*N*-phenylacrylamide (**11**) and (*E*)-1-(1-(Benzo[d][1,3]dioxol-5-yl)-3-(3-(benzo[d][1,3]dioxol-5-yl)-2-cyanoacrylamido)-2-cyano-3-oxopropyl)-3-phenylthiourea (**12**)

To a solution of **3** (1.18 g, 0.005 mol) in dioxane (30 mL) in the presence of triethyl amine (0.505 g, 0.005 mol), phenyl thiourea (0.76 g, 0.005 mol) was added, and the reaction mixture was refluxed for 1 h. The solid formed was filtered, and the filtrate was concentrated. The remaining semisolid was crystallized from petroleum-ether 80–100°C to give **11** as yellow crystals and then from toluene to give **12** as yellow crystals.

11: Mp: 88–90°C, yield 70%. IR (ν): 3341 (NH), 2212 (CN), 1678 (C=O) cm^{-1} . MS: 292 (M^+ , 13), 291 ($[\text{M}-1]^+$, 33), 290 ($[\text{M}-2]^+$, 8), 215 (1), 200 (100), 170 (95), 142 (42). Anal. Calcd. for $\text{C}_{17}\text{H}_{12}\text{N}_2\text{O}_3$ (292.29): C, 69.85; H, 4.14; N, 9.59. Found: C, 69.87; H, 4.24; N, 9.49.

12: Mp: 118–120 °C, yield 30%. IR (ν): 3328, 3320, 3238 (NH), 2217 (CN), 1709, 1674 (C=O) cm^{-1} . MS: 551 ([M-OH] $^{+}$, 0.2), 550 (4), 521 (1), 491 (0.3), 445 (0.5), 429 (0.3), 328 (0.3), 226 (6), 225 (24), 200 (1), 172 (3), 144 (2), 136 (16), 135 (100), 192 (0.8). Anal. Calcd. for $\text{C}_{29}\text{H}_{12}\text{N}_5\text{O}_6\text{S}$ (567.566): C, 61.36; H, 3.73; N, 12.34. Found: C, 61.46; H, 3.63; N, 12.44.

Reaction of (3) with Aniline, Formation of 11

To a solution of **3** (1.18 g, 0.005 mol) in dry benzene (50 mL) in the presence of triethyl amine (0.505 g, 0.005 mol), aniline (0.46 gm, 0.005 mol) was added, and the reaction mixture was refluxed for 1 h. The solid separated was filtered, washed with water (80 mL), dried, and crystallized from petroleum-ether 80–100°C to give **11**.

(E)-S-1H-Benzo[d]imidazol-2-yl 3-(Benzo[d][1,3]dioxol-5-yl)-2-cyanoprop-2-enethi-oate (13)

A mixture of **3** (1.18 g, 0.005 mol) and benzimidazolethione (0.75 g, 0.005 mol) was heated without solvent at 140–150°C for 30 min. The solid was triturated with ethanol, collected, and crystallized from toluene to give **13** as orange crystals; mp: 211–212°C, yield 82%. IR (ν): 3155 (NH), 2218 (CN), 1688 (C=O) cm^{-1} . ^1H NMR(DMSO- d_6) δ 6.18 (s, 2H, O-CH₂-O), 7.12 (m, 4H, Ar-H), 7.48–7.70 (m, 3H, Ar-H), 8.21 (s, 1H, =CH), 9.27 (s, 1H, NH). MS: 348 ([M-1] $^{+}$, 25), 347 ([M-2] $^{+}$, 94), 346 (M-3) $^{+}$, 100), 260 (18), 188 (8), 173 (40), 172 (34). Anal. Calcd. for $\text{C}_{18}\text{H}_{11}\text{N}_3\text{O}_3\text{S}$ (349.298): C, 61.89; H, 3.17; N, 12.03. Found: C, 61.78; H, 3.27; N, 11.93.

2-(Benzo[d][1,3]dioxol-5-yl)benzo[d]thiazole (16)

A mixture of (E)-3-(benzo[d][1,3]dioxol-5-yl)-2-cyanoacrylic acid **2** (1.18 g, 0.005 mol) and 2-amino thiophenol (0.5 mL, 0.001 mol) was heated without solvent at 160–180°C for 2 h. The solid was triturated with diethyl ether, collected, and crystallized from petroleum ether 80–100°C to give **16** as yellow crystals; mp: 181–182°C, yield 78%. IR (ν): absence of NH, CN, CO. ^1H NMR(DMSO- d_6) δ 6.14 (s, 2H, O-CH₂-O), 7.07 (d, 1H, J = 2.1), 7.59–8.08 (m, 4H, Ar-H), 7.6 (d, 1H, J = 1.5), 7.59 (d, 1H, J = 1.2). Anal. Calcd. for $\text{C}_{14}\text{H}_9\text{NO}_2\text{S}$ (255.286): C, 65.86; H, 3.55; N, 5.49. Found: C, 65.66; H, 3.75; N, 5.35.

(E)-S-2-aminophenyl 3-(Benzo[d][1,3]dioxol-5-yl)-2-cyanoprop-2-enethioate (18) and (3R,4R)-4-(Benzo[d][1,3]dioxol-5-yl)-2-oxo-2,3,4,5-tetrahydrobenzo[b][1,4]thiazep-ine-3-carbonitrile (19)

To a solution of **3** (2.36 g, 0.01 mol) in dry benzene (50 mL) in the presence of triethylamine (1.39 g, 0.01 mol), 2-amino thiophenol (1 mL, 0.01 mol) was added, and the reaction mixture was stirred for 1 h. The solid separated was filtered, washed with water (80 mL), dried, and crystallized from petroleum-ether 60–80°C to give **18** as yellow crystals, then the insoluble solid was crystallized from toluene to give **19** as yellow crystals.

18: Mp: 159–160°C, yield 30%. IR (ν): 3330 (NH), 2200 (CN), 1686 (C=O) cm^{-1} . ^1H NMR (DMSO- d_6) δ 6.2 (s, 2H, O-CH₂-O), 7.13 (d, J = 8.1, 1H_{pip.}), 7.25–7.38 (m, 4H, Ar-H), 7.56 (d, J = 8.4, 1H), 7.63 (s, 1H_{pip.}), 8.20 (s, 1H), 10.02 (s, 2H, NH₂). MS:

323 ($[M-1]^+$, 15), 322 ($[M-2]^+$, 44). Anal. Calcd. for $C_{17}H_{12}N_2O_3S$ (324.356): C, 62.95; H, 3.73; N, 8.64. Found: C, 62.85; H, 3.83; N, 8.45.

18 + 19: 1H NMR (DMSO- d_6) δ 4.57 (d, CH J = 12.3, 1H), 5.12 (d, CH J = 12.3, 1H), 5.85 (s, 2H, O-CH₂-O), 6.87 (s, 1H, CH_{pip}), 7.23 (d, CH_{pip}, J = 8.7, 1H), 7.15–7.65 (m, 4H, Ar-H), 10.49 (s, 1H, NH). MS: 324 ($[M]^+$, 10), 323 ($[M-1]^+$, 7). Anal. Calcd. for $C_{17}H_{12}N_2O_3S$ (324.356): C, 62.95; H, 3.73; N, 8.64. Found: C, 63.05; H, 3.64; N, 8.73.

(E)-3-(Benzo[d][1,3]dioxol-5-yl)-2-(benzo[d]thiazol-2-yl) acrylonitrile (20)

A mixture of **18** and/or a mixture of **18 + 19** (2 g) with $POCl_3$ (10 mL) was heated on a water bath for 6 h. After cooling, the reaction mixture was poured onto crushed ice (50 g). The solid separated was filtered, washed with water (50 mL), dried, and crystallized from toluene to give **20** as yellow crystals; mp: 219–220°C, yield 70–90%. IR (ν): 2211 (CN) cm^{-1} . 1H NMR(DMSO- d_6) δ 6.19 (s, 2H, OCH₂O), 7.15 (d, 1H_{pip}, J = 8.4), 7.49 (t, 1H_{arm}, J = 6.6, 7.5), 7.57 (t, 1H_{arm}, J = 6.9, 7.8), 7.66 (d, 1H_{pip}, J = 8.4), 7.72 (s, 1H_{pip}), 8.04 (t, 1H_{arm}, J = 8.1), 8.14 (s, 1H_{arm}, J = 8.1), 8.29 (s, 1H, = CH). Anal. Calcd. for $C_{17}H_{10}N_2O_2S$ (306.336): C, 66.56; H, 3.29; N, 8.64. Found: C, 66.74; H, 3.69; N, 8.73.

REFERENCES

1. S. Sharma and M. S. Bhatia, *J. Indian Chem. Soc.*, **68**, 612 (1991).
2. E. R. Kenawy, *Reactive & Functional Polymers*, **36**, 31 (1998).
3. R. C. Sharma, M. R. Manaras, and P. S. Kalsi, *Indian J. Microbiol.*, **26**, 152 (1986); *Chem. Abstr.*, **108**, 164589 (1988).
4. Y. Gendam, H. Maro, K. Nakayama, Y. Miyazaki, and Y. Sugita., *Fr. Demande*, Fr. 2593171 (1987); *Chem. Abstr.*, **109**, 128821 (1998) and *Ger Offen*, DE 3601285 (1987); *Chem. Abstr.*, **107**, 198076 (1987).
5. Y-L. Li and W-F. Xu., *Bioorg. Med. Chem.*, **12**, 5171 (2004).
6. J. B. Sousa, R. Calheiros, V. Rio, F. Borges, and M. P. M. Marques, *J. Mol. Str.*, **783**, 122 (2006).
7. S. Schwaiger, R. Cervellati, C. Seger, E. P. Ellmerer, N. About, I. Renimel, C. Godenir, P. André, F. Gafner, and H. Stuppner, *Tetrahedron*, **61**, 4621 (2005).
8. S.-U. Rehman, K. Shahid, S. Ali, M. H. Bhatti, and M. Parvez., *J. Organomet. Chem.*, **690**, 1396 (2005).
9. R. J. Grayer, M. R. Eckert, N. C. Veitch, G. C. Kite, P. D. Marin, T. Kokubun, M. S. J. Simmonds, and A. J. Paton, *Phytochem.*, **64**, 519 (2003).
10. S. M. Sondhi, N. Singh, A. Kumar, O. Lozach, and L. Meijer., *Bioorg. Med. Chem.*, **14**, 3758 (2006).
11. O. Lavergne, A.-C. Fernandes, L. Bréhu, A. Sidhu, M.-C. Brézak, G. Prévost, B. Ducommun, and M.-O. Contour-Galcera, *Bioorg. Med. Chem. Lett.*, **16**, 171 (2006).
12. F. Sączewski, A. Stencel, A. M. Bieńczyk, K. A. Langowska, M. Michaelis, W. Werel, R. Hałas, P. Reszka, and P. J. Bednarski, *Eur. J. Med. Chem.*, **43**, 1847 (2008).
13. A. Dandia, R. Singh, and S. Khaturia, *J. Fluorine. Chem.*, **128**(5), 524 (2007).
14. L. T. Thu, J. R. Ahn, and S. H. Woo, *Eur. J. Pharm.*, **552**(1–3), 15 (2006).
15. G. Varvounis and T. Giannopoulos, *Adv. Heterocycl. Chem.*, **66**, 193 (1996).
16. S. A. Shiba, A. K. El-Ziaty, N. K. El-Aaser, and H. A. Al-Saman, *J. Chem. Res.*, **9**, 500 (2008).
17. A. K. El-Ziaty and S. A. Shiba, *Synth. Commun.*, **37**, 4043 (2007).
18. H. M. F. Madkour, S. A. Shiba, H. M. Sayed, and A. A. Hamed., *Sulfur Lett.*, **24**, 151 (2001).
19. S. A. Shiba, *Phosphorus, Sulfur, and Silicon*, **114**, 29 (1996).
20. S. A. Shiba, *Arch. Pharm.*, **331**, 91 (1988).
21. H. J. Rodda and P. E. Rogasch, *J. Chem. Soc.*, **158**, 3927 (1956).

22. H. Taniyama and Y. Tanaka, *Japan*, 3225, 55, May 14; *Chem. Abstr.*, **51**, 16557f (1957).
23. P. P. T. Sah and T. C. Daniels, *Rev. Trav. Chim.*, **69**, 1545 (1950); *Chem. Abstr.*, **50**, 16819i (1956).
24. J.-T. Li, J. F. Han, and T.-S. Li, *J. Chem. Res.*, 160 (2004).
25. J.-T. Li, Z.-P. Lin, J.-F. Han, and T.-S. Li, *Synth. Commun.*, **34**(14), 2623 (2004).
26. J. March, *Advanced Organic Chemistry*, 3rd ed. (Wiley-Interscience, New York, 1985), p. 351.
27. M. Ishaq and J. N. Ray, *J. Chem. Soc.*, 2739 (1930).
28. V. M. Britsun, V. V. Schwartau, V. S. Petrenko, and M. O. Lozinskii, *Fiziologicheskii Aktivni Rechovini*, **2**, 30 (2002); *Chem. Abstr.*, **139**, 52958b (2003).
29. V. M. Britsun, A. M. Esipenko, V. M. Bodnar, and M. O. Lozinskii, *Ukrainskii Khimicheskii Zhurnal*, **68**(11–12), 52 (2002); *Chem. Abstr.*, **139**, 101084z (2003).
30. V. M. Britsun and M. O. Lozinskii, *Chem. Heterocycl. Compounds*, **37**(6), 791 (2001); *Chem. Abstr.*, **136**, 325522s (2002).
31. A. Marfat, *Synthesis*, 515 (1987).
32. G. Trapani, A. Latrofa, A. Reho, M. Franco, and G. Liso, *J. Heterocycl. Chem.*, **29**, 1155 (1992).
33. A. Levai and H. Duddeck, *Pharmazie*, **38**, 827 (1983).
34. A. Levai, *Pharmazie*, **35**, 680 (1980).
35. J. Krapcho and C. F. Turk, *J. Med. Chem.*, **9**, 191 (1966).
36. J. Krapcho, C. F. Turk, and J. J. Piala, *J. Med. Chem.*, **11**, 361 (1968).
37. J. Krapcho, E. R. Spitzmiller, and C. F. Turk, *J. Med. Chem.*, **6**(5), 544 (1963).
38. D. Veneta, *Bulg. Godishnik na Sofiiskiya Universitet Sv. Kliment Okhridski, Khimicheskii Fakultet*, **80**, 63 (1992); *Chem. Abstr.*, **121**, 57370 (1994).
39. J. March, *Advanced Organic Chemistry*, 3rd ed. (Wiley-Interscience, New York, 1985), p. 488.
40. (a) The structures were constructed using Builder module implemented in the Insight program^{40b} followed by energy minimization. All calculations by means of molecular mechanics were done using the Discover program with CFF91 force field^{40c-e} and conjugate gradient minimizer until 0.001 of gradient (b) Insight II, Version 2000.L Molecular Modeling System (Accelrys, 2003) (c) J. R. Maple, M. J. Hwang, T. P. Stockfisch, U. Dinur, M. Waldman, C. S. Ewing, and A. T. Hagler, *J. Comput. Chem.*, **15**, 162 (1994); (d) J. R. Maple, M. J. Hwang, T. P. Stockfisch, and A. T. Hagler, *Isr. J. Chem.*, **34**, 195 (1994); (e) C. H. Lee and S. S. Zimmerman, *J. Biomol. Struct. Dynam.*, **13**, 201 (1995).
41. R. J. Grayer and J. B. Harbone, *Phytochemistry*, **37**, 19 (1994).
42. O. N. Irob, M. Moo-Young, and W. A. Anderson, *Int. J. Pharmacog.*, **34**, 87 (1996).
43. E. Jawetz, J. I. Melnick, and E. A. Adelberg, *Review of Medical Microbiology*, (Lang Medical Publication, Los Altos, CA, 1974).
44. D. N. Muanza, B. W. Kim, K. L. Euler, and L. Williams, *Int. J. Pharmacog.*, **32**, 337 (1994).